


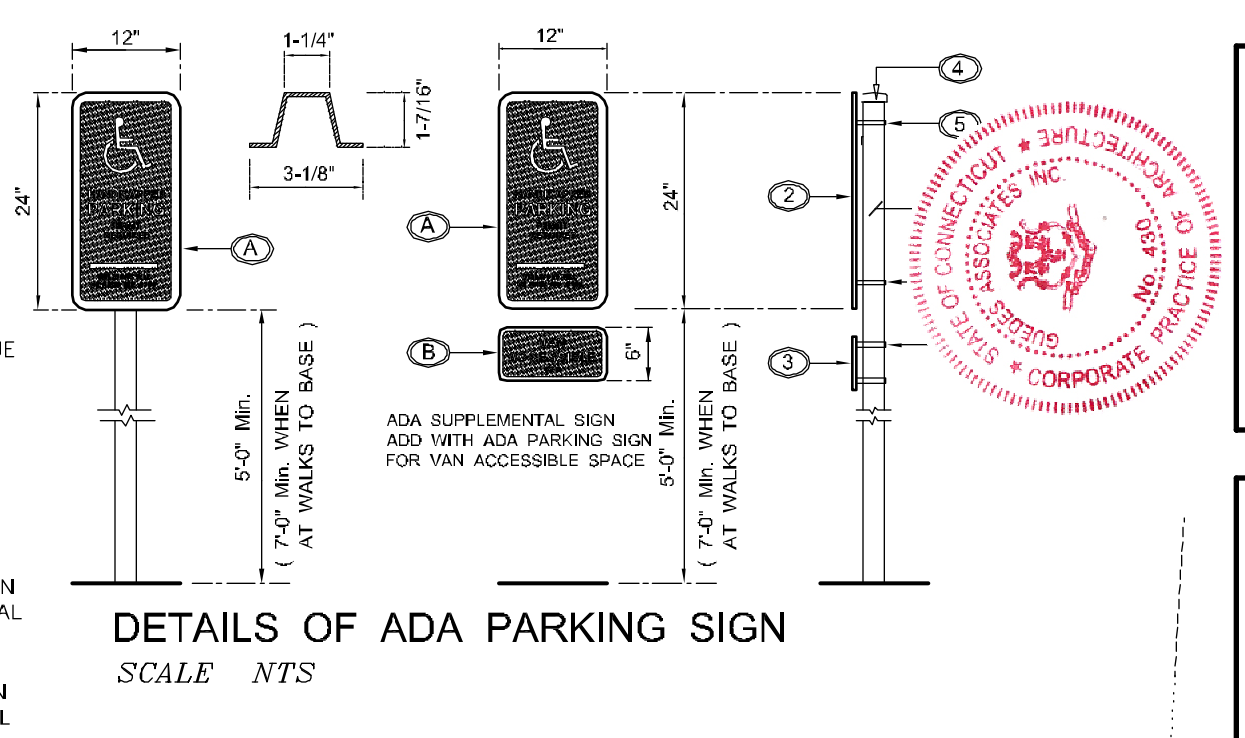
KEY	QUANT.	COMMON NAME	BOTANICAL NAME	SIZE / MIN. PLANTING DIST.	MAX. MATURITY HEIGHT	REMARKS
TC	18	LITTLE LEAF LINDEN	TILIA CORDATA	2-1/2" CAL	70'-0"	DECIDUOUS FLOWERING TREE
TMH		UPRIGHT ARBORVITAE	DARK AMERICAN	5" H. AT 5' O.C.	25'-0"	EVERGREEN SHRUB
BM		GREEN BEAUTY BOXWOOD	BUXUS MICROPHYLLA "GREEN BEAUTY"	24" H. AT 36" O.C.	TRIMED	EVERGREEN SHRUB
DF	12	DOGWOOD	CORNUS FLORIDA	2" CAL.	25'-0"	DECIDUOUS FLOWERING TREE
SM		STAR MAGNOLIA	MAGNOLIA STELLATA	7" H. - CLIP	15-20'	DECIDUOUS FLOWERING TREE
SP		WEeping CHERRY	PRUNUS SUBHIRTELLA "PENDULA"	2-1/2" CAL.	40'	DECIDUOUS FLOWERING TREE
AC		AZALEA	AZALEA CAROLIANUM	2 GAL.		EVERGREEN SHRUB
RC		RHODODENDRON	RHODODENDRON CATABIENSE	24" H. AT 5' O.C.	10'	EVERGREEN SHRUB

PLANT NOTES

- BOTANICAL NAMES SHALL PREVAIL OVER COMMON NAMES.
- PLANTS SHALL BE NURSERY GROWN UNLESS OTHERWISE NOTED ON THESE PLANS AND SHALL CONFORM TO THE STANDARDS OF THE AMERICAN ASSOCIATION OF NURSERYMEN. TREES SHALL BE FROM NORTHERN NURSERIES (ZONES 6 OR NORTHERN).
- ALL TREES TO BE APPROVED BY THE LANDSCAPE ARCHITECT. THE LANDSCAPE ARCHITECT MAY REJECT ANY PLANT MATERIAL IF IT DOES NOT CONFORM TO THE SPECIFICATIONS OR IF SHOWN SIGNS OF DAMAGE BY HANDLING OR TRANSPORT.
- NO SUBSTITUTIONS SHALL BE MADE WITHOUT THE APPROVAL OF THE LANDSCAPE ARCHITECT.
- QUANTITIES SHOWN ON THE DRAWINGS TAKE PRECEDENCE OVER THE PLANT LIST. REPORT ALL DISCREPANCIES IMMEDIATELY.
- ALL TREES SHALL BE BALLED AND BURLAPPED, NOT CONTAINER GROWN.
- PLANTS SHALL BE PLANTED IN LOCATIONS DESIGNATED ON THE PLAN OR AS STAKED OUT BY THE LANDSCAPE ARCHITECT PRIOR TO PLANTING.
- PLANTING MIX SHALL CONSIST OF 6 PARTS OIL TAKEN FROM THE HOLE, ONE PART PEAT MOSS AND ONE PART DEHYDRATED COW MANURE.
- ALL NEW PLANTS SHALL BE MULCHED WITH 4" OF AN APPROVED SHREDDED BARK.
- MAINTENANCE SHALL BEGIN IMMEDIATELY AFTER EACH PLANT IS PLANTED AND SHALL CONTINUE UNTIL ACCEPTANCE. PLANTS SHALL BE WATERED, REMULCHED, WEEDED, PRUNED, SPRAYED, FERTILIZED, CULTIVATED AND OTHERWISE MAINTAINED AND PROTECTED. DEFECTIVE WORK SHALL BE CORRECTED AS SOON AS POSSIBLE AFTER IT BECOMES APPARENT AND WEATHER AND SEASON PERMIT. CONTRACTOR SHALL REMOVE FROM THE SITE EXCESS SOIL AND DEBRIS AND REPAIR ANY DAMAGE RESULTING FROM PLANTING OPERATIONS.
- ALL PLANT MATERIAL SHALL BE GUARANTEED TO BE ALIVE AND THRIVING ONE YEAR AFTER ACCEPTANCE. ALL REPLACEMENTS SHALL BE PLANTS OF THE SAME KIND AND SIZE SPECIFIED. THE COST SHALL BE BORNE BY THE LANDSCAPE CONTRACTOR EXCEPT FOR REPLACEMENTS RESULTING FROM LOSS OR DAMAGE DUE TO VANDALISM OR ACTS OF NEGLIGENCE ON THE PART OF OTHERS.
- TOPSOIL SHALL BE PROVIDED IN PLANT BEDS AND IN LAWN AREAS TO A SETTLED, COMPACTED DEPTH OF NOT LESS THAN SIX INCHES. SOIL SHALL BE FROM A SOURCE APPROVED BY THE LANDSCAPE ARCHITECT. TOPSOIL SHALL BE FREE OF ROOTS, RUBBISH OF ALL KINDS, AND STONES LARGER THAN 1". THE CONTRACTOR SHALL SUBMIT TEST SAMPLES OF THE SOIL TO THE CONNECTICUT AGRICULTURAL STATION SOILS LABORATORY OBTAINING THE SOILS CHARACTERISTICS, ORGANIC CONTENT, PH, AND NUTRIENT STATUS. CONTRACTOR SHALL ADD AMENDMENTS IN ACCORDANCE WITH THE RECOMMENDATIONS OF THE AG. STATION.
- LAWN AREAS SHALL BE SEEDING WITH A SEED MIX APPROVED BY THE LANDSCAPE ARCHITECT SHOWN AT THE RATE OF 4-1/2 LBS. S.F. AND PROTECTED BY A SUITABLE MULCH. SEEDING SHALL BE RESTRICTED TO THE PERIODS OF APRIL AND MAY IN THE SPRING, AND FROM AUGUST 15 TO OCTOBER 15 IN THE FALL. CONTRACTOR IS RESPONSIBLE TO WATER, WEED, FERTILIZE, AND MOW SEEDING AREAS UNTIL AN EVEN STAND OF WEED-FREE TURF IS ESTABLISHED (USUALLY AFTER 3 CUTTINGS).

ALL LAWN AREAS, INSTALL 3" SCREENED TOP SOIL AND SEED WITH A GRASS SEED MIX CONTAINING 25% PERENNIAL RYE, 25% KENTUCKY BLUE GRASS, CREEPING RED OR PENNLAWN FESCUE SEED MIX

- HANDICAP PARKING SIGN**
- ROUND SIGN POST - 2-3/8" O.D. SCHEDULE 40 GALVANIZED STEEL PIPE
- ALTERNATIVE POST
- a. 12 GA. STEEL GAL. (GALVANIZED), COLOR - SILVER OR BE (BAKED ENAMEL), COLOR - YELLOW OR GREEN
 - b. HIGH STRENGTH U-CHEMEL POST
 - c. 3/8" DIAMETER HOLES SPACED 1" O.C. FOR SIGN MOUNTING
 - d. Minimum Feet REQUIRED UNDERGROUND POST - 6 FT & ABOVE - 2-1/2 Feet Min.
- HANDICAP PARKING SIGN - DURABLE REFLECTIVE ALUMINUM SIGN
- A. SIZE - 12" WIDE X 24" HIGH
 - B. 0.080" ALUMINUM ALLOY
 - C. SPECIFIC STATE COMPLIANT ADA SIGN COMPLY WITH CONNECTICUT STATE AND FEDERAL GUIDELINE
- D. REFLECTIVE - DAY AND NIGHT VISIBILITY
 - E. WHITE LETTERING AGAINST A BLUE BACKGROUND AND SHALL BEAR THE WORDS "HANDICAP PARKING PERMIT REQUIRED" AND "VIOLATORS WILL BE FINED"
 - F. SIGN SHALL BEAR THE INTERNATIONAL SYMBOL OF ACCESS
 - G. SIGN SHALL INDICATE THE MINIMUM FINE FOR A VIOLATION
 - H. ADA SUPPLEMENTAL SIGN - REFLECTIVE ALUMINUM o. WHITE LETTERING AGAINST A BLUE BACKGROUND
 - I. ACORN ROUND POST CAP OR FLAT ROUND POST CAP
 - J. SIGN MOUNTING BRACKET - ALUMINUM BRACKET AND HARDWARE TO MOUNT UP TO 2 SIGNS
 - K. CONNECTICUT HANDICAPPED PARKING SIGN * SETON * STATE SPECIFIC ADA SIGN 12" X 24" MODEL NO. 80662 OR EQUAL
 - L. CONNECTICUT HANDICAPPED PARKING SIGN * SETON * ADA SUPPLEMENTAL SIGN 12" X 6" MODEL NO. 80660 OR EQUAL



1	2	3	4	5	6

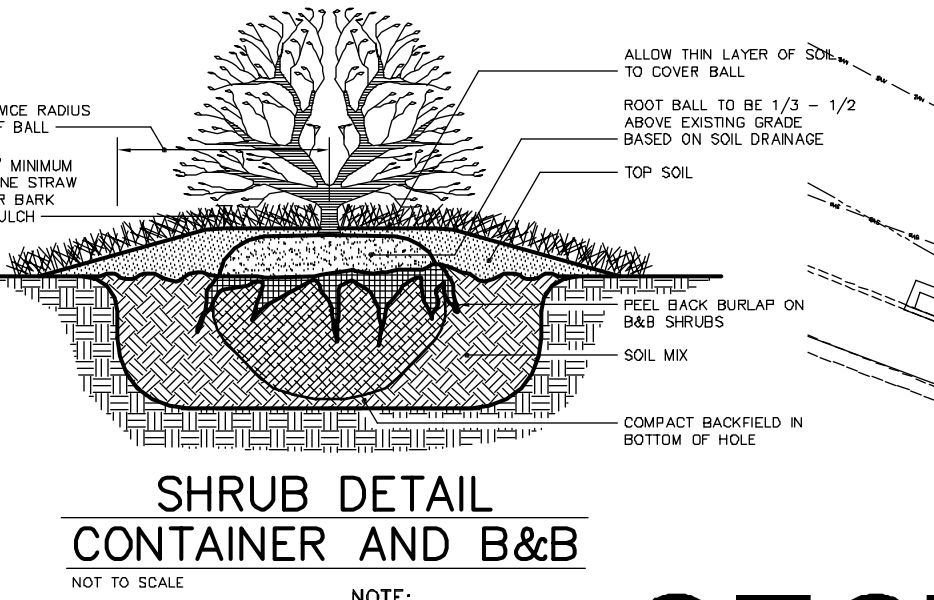
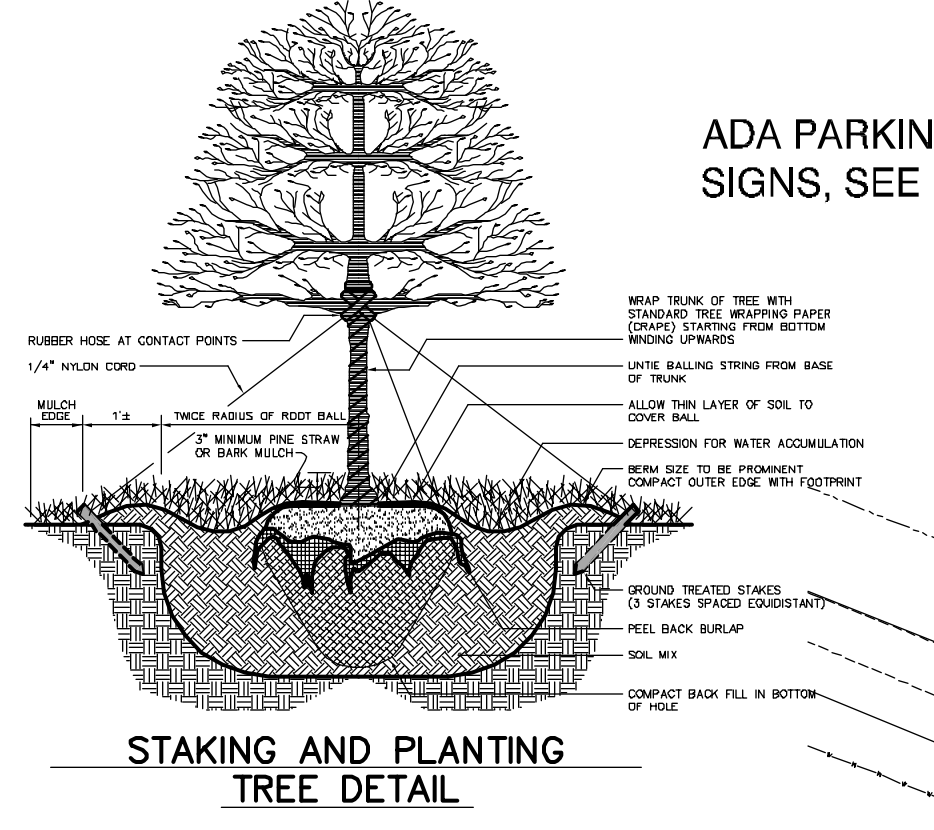
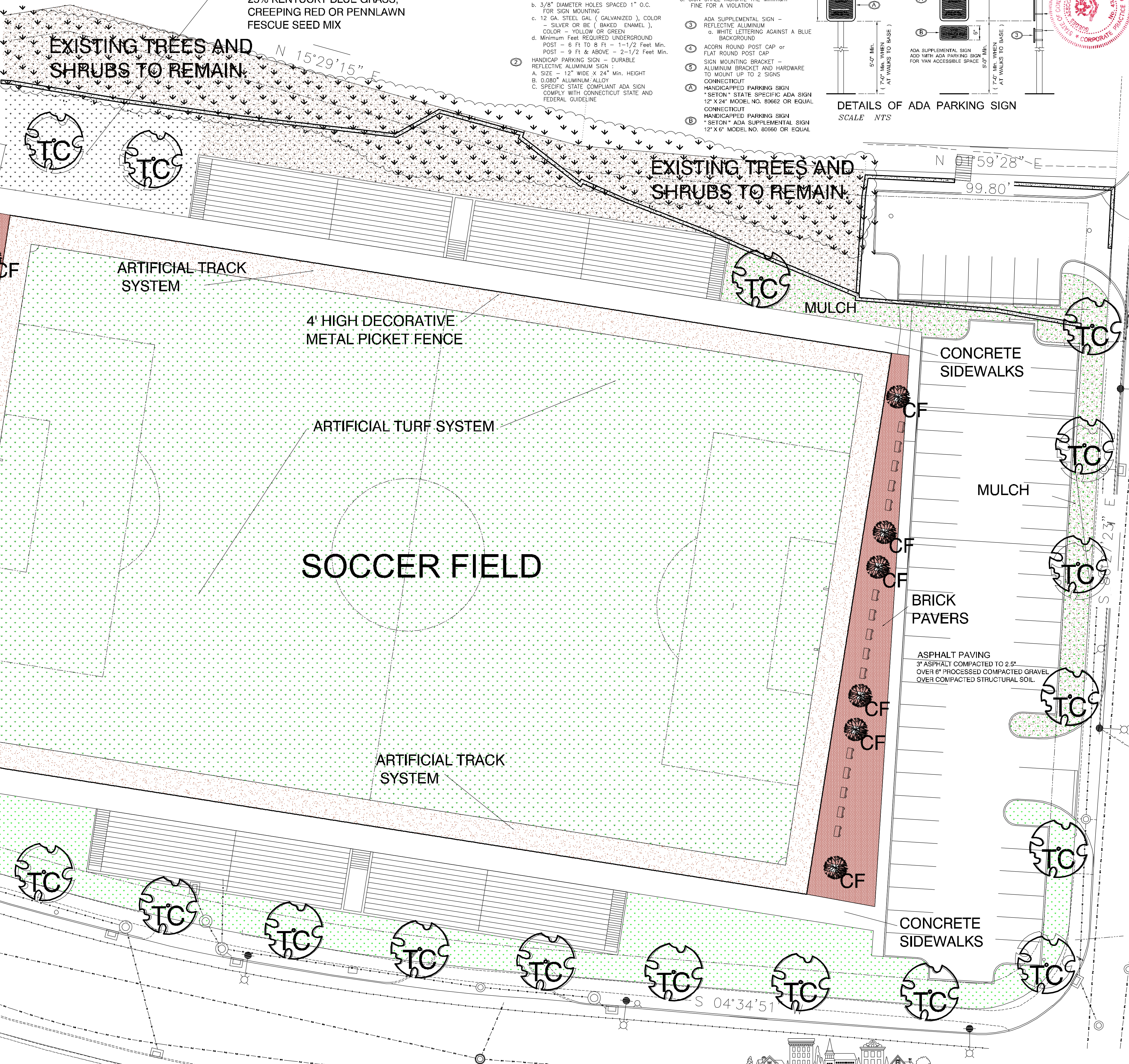
REVISIONS

GUEDES ASSOCIATES, INC.
 Designers, Architects & Project Managers
 1425 Noble Avenue, Bpt., CT. 06610
 Tel. 203-367-5180 Fax. 203-367-4961

SOCCER TRAINING COMPLEX
 PERSHING DRIVE - OLSON DRIVE
 ANSONIA, CT

SECTION - B
 LANDSCAPING PLAN

date: 10-21-22
 scale: AS NOTED
 drawn: J.N. GUEDES
 project #:



**SECTION - B
 LANDSCAPING PLAN**
 SCALE 1" = 20'-0"

**PRIMROSE
 COMPANIES**

This drawing is the property of the architect. It has been prepared specifically for the owner of this project at this site and is not to be used for any other purpose, location, or owner without the written consent of the architect. Method of construction shown on this drawing should be followed exactly. Any deviation without architect's consent or supervisor, the architect will not be held responsible for damages.

L-3